

REPORT FOR THE POLICE AND CRIME PANEL - PUBLIC CONSULTATION 2021

I have, as in previous years, carried out a statistically robust research project to investigate the views and opinions of residents from across Lincolnshire. This approach goes far beyond Council Tax consultations carried out by the vast majority of local authorities and PCCs around the country.

We publicised the survey utilising a variety of different methods, in order to maximise its reach:

1. Safer Together - All 1151 members of the Lincolnshire's SAFER TOGETHER Research Panel were invited to complete the Annual Survey and 57% of them did so.
2. Lincs Alert, Nextdoor and affinity organisations - As well as a pinned tweet on Lincs PCC Twitter feed, survey invitations were sent to Lincs Alert and Nextdoor members. Several affinity organisations promoted the survey to their members and subscribers.
3. PR from press releases - A Press Release was issued referencing the survey and was picked up and featured on several news websites.
4. Facebook promotion - A promotional (pay-per-click) post on Facebook featuring a link to the survey was deployed & targeted to specific demographic segments: females, the under 50s and all age groups resident in Boston, each of whom had proved harder to reach via other channels.

Once again the number of people completing the comprehensive survey has topped 3,000 – this year totaling 3243.

The results of the research have always played a significant role in guiding decisions made about policing priorities across the county and has helped me form my proposal on Council Tax levels every year.

I believe the public's recognition that the survey results have real impact on decisions made about policing in their communities is the reason why thousands of people every year continue to commit time and effort to complete the survey questions.

The number of respondents in each district were:

- Boston – 221
- East Lindsey – 663
- Lincoln – 329
- North Kesteven – 611
- South Holland – 334
- South Kesteven – 514
- West Lindsey – 520

In terms of age bands the survey was completed by 144 in the 16-34 range, 449 in 35-49, 1117 in the 50-64 and 1457 in the 65+.

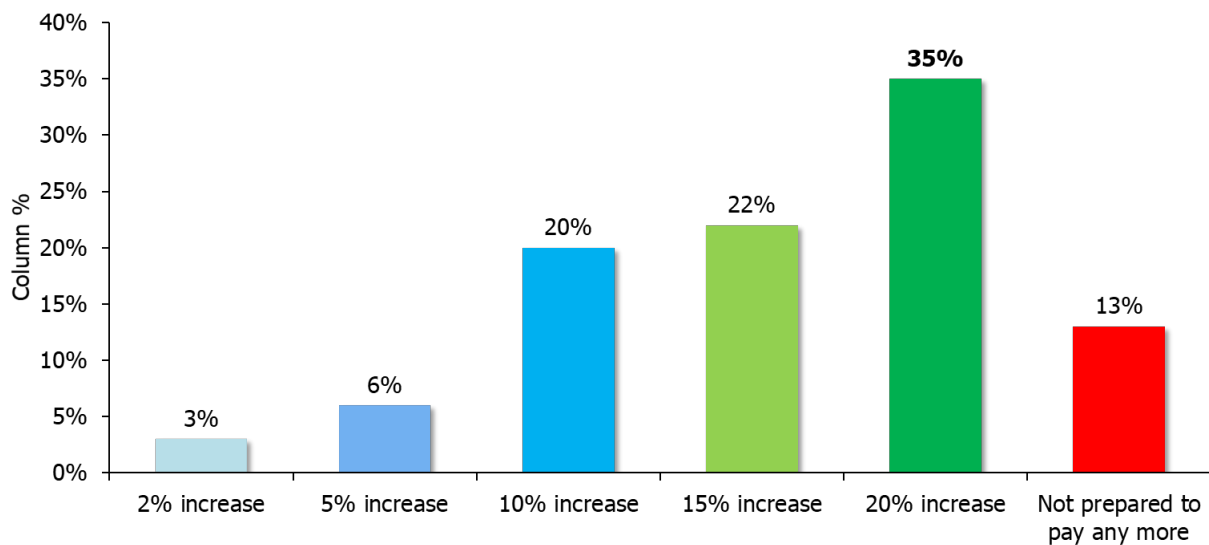
NB There are some slight disparities in numbers between total surveys, local authority breakdown and age ranges. This is because there is a small minority of Panel Members who have not fully completed their profile information but have completed the survey.

The public have been unequivocal in their support for increases in Council Tax in order to support policing. The message is clear that people are prepared to pay more towards policing in exchange for feeling and being safer rather than see a reduction in service.

This outcome is at odds with my personal feelings that given the current challenging situation for the personal finances of many in our community even a modest rise of circa £1 a month would be too much to ask. I have, however, made no secret in previous years that I would respect the outcome of these robust consultations and so I cannot, in all conscience, choose to ignore it this year.

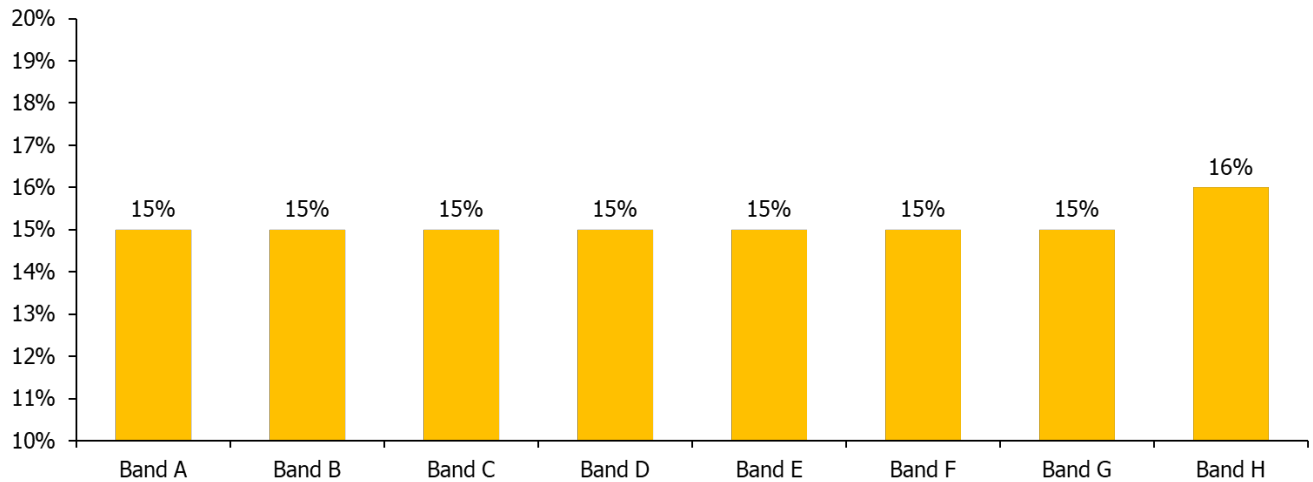
In recognition of the possible economic impact of Covid, this year an option to choose a lower increase of 2% was added to the options available in the questionnaire (a 2% option was added to last year's choices of 5%, 10%, 15% and 20%). Despite this, a greater number of participants chose a 10% rise or more. In fact 77% of participants said they were prepared to pay 10%+ more per week, compared with 73% in 2019. The percentage not prepared to pay any more has fallen by 7% since the 2019 survey.

Please indicate below how much more you would be prepared to pay per week, to fund policing and crime prevention across LINCOLNSHIRE. (Please select one option)



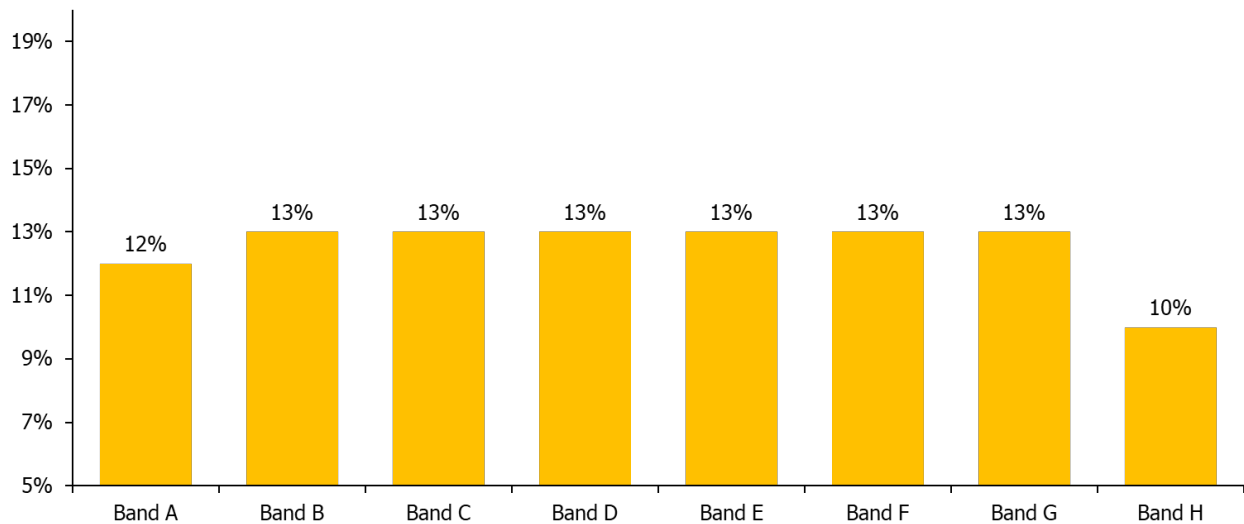
Amongst those residents selecting an increase, the average level chosen is 15% across all of the Bands, with the exception of H which averages out at 16%.

Overall rounded average % increase selected
(excluding those not prepared to pay more) 2020-21

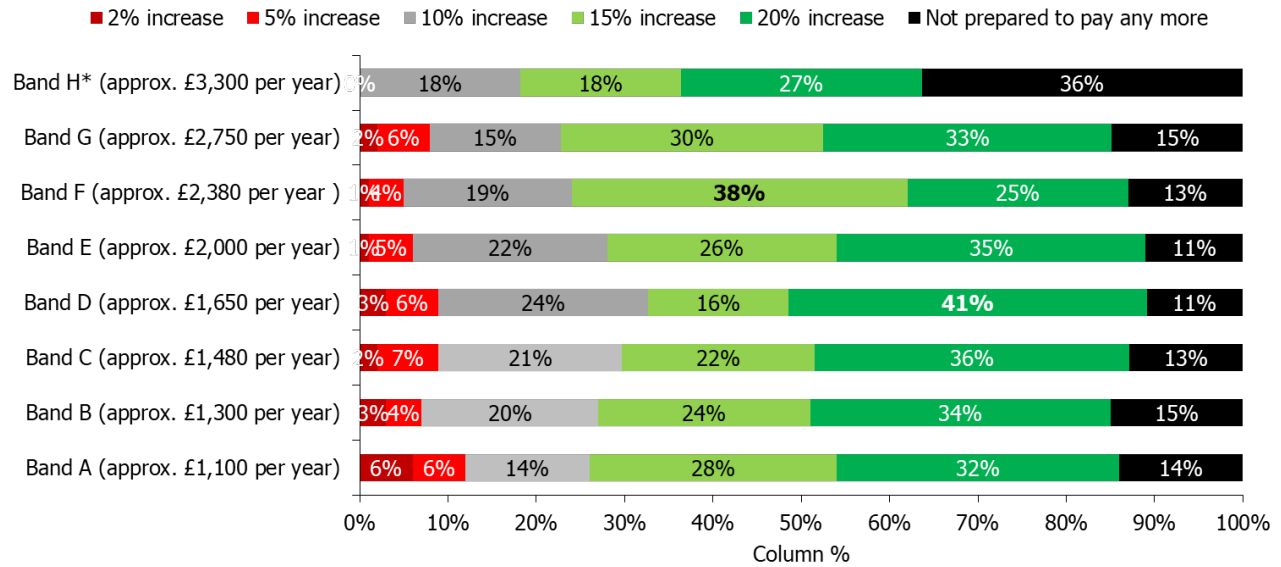


Even when those not prepared to pay any more are included, the average % increase across the vast majority of the Council Tax Bands is 13%, falling to 12% in Band A and dropping to 10% in Band H.

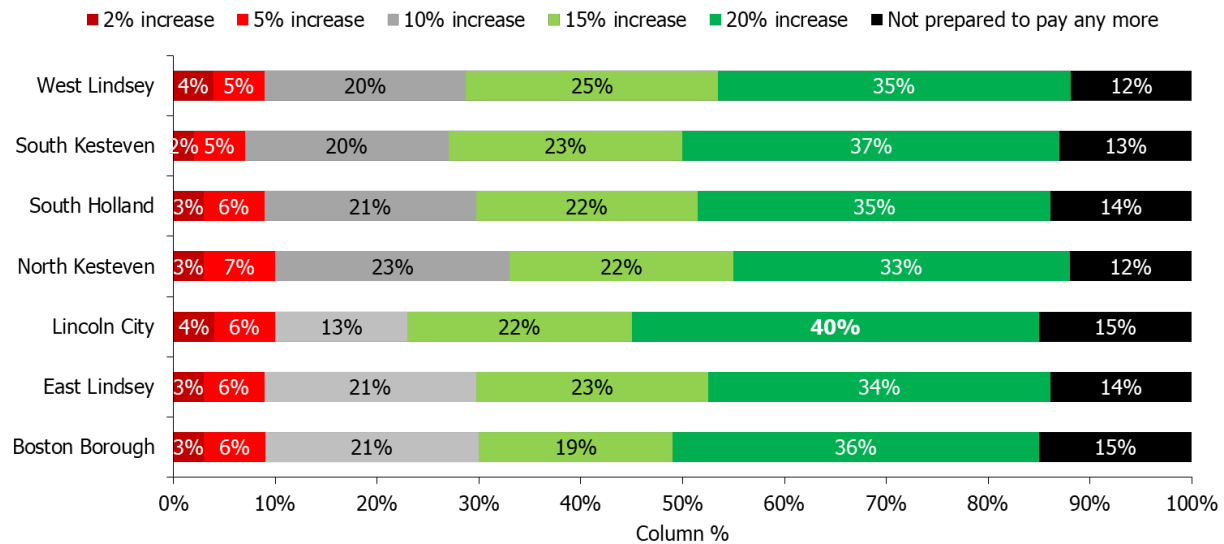
Overall rounded % increase selected
(including those not prepared to pay any more) 2020-21



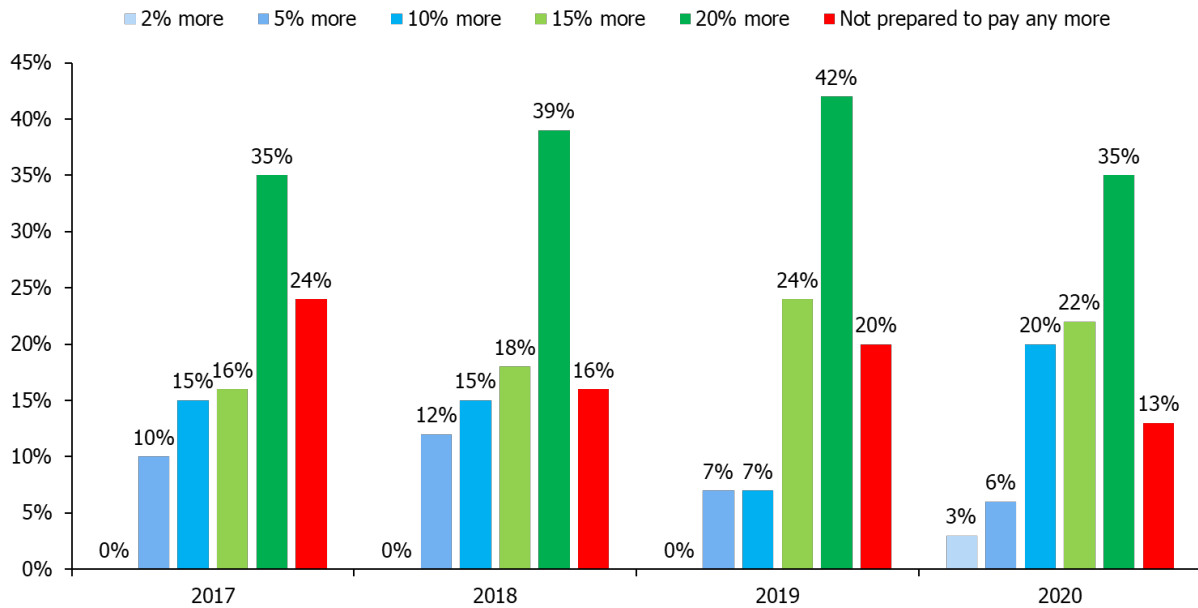
A 20% increase is the most widely selected option in each of the Council Tax Bands, with the exception of Band F, where 15% is favoured by 38% of participants.



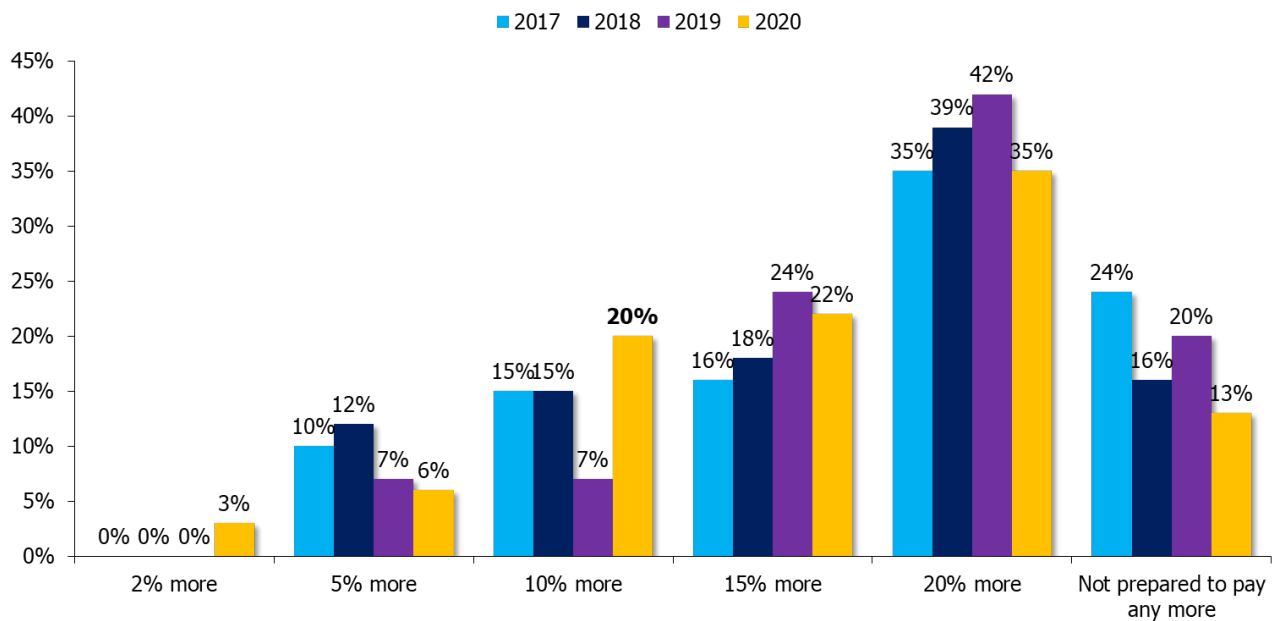
In every single local authority area AT LEAST 75% of respondents were prepared to pay at least 10% more in Council Tax – with a third or more residents in each area prepared to pay 20% or more



This year, resistance to any increase is less widespread (13%) than in any previous year, but support for the highest level of increase has also dropped (back to the level it was at in 2017 of 35%).



Preparedness to pay 10% more – higher than the proposed increase of less than 6% - rose sharply, being selected by a fifth of participants.



I am confident the survey results represent a very statistically robust understanding of the views of the residents of Lincolnshire,

The professional market research company that has carried out the survey work on the basis of delivering results that meet industry standards in Confidence Level & Confidence Interval to ensure the statistical significance of the result.

It means that had we surveyed everyone in Lincolnshire the answer to a given question would fall within 1.72 percentage points of our research result (in either direction) on 95 occasions out of 100.

I am assured, therefore, these results reflect the overwhelming support amongst Lincolnshire residents for an increase in the police precept to help me fund the Chief Constable in his efforts to keep Lincolnshire residents safe.